

BABACO®

TRUK-LOK V®



The Babaco® TRUK-LOK V® is the perfect solution for all trucks and trailers with either swing outdoors, barn doors or hinged doors. This lock is permanently installed in minutes; it locks every time the door is closed and the handle is put in the secure position. There is no need to ever utilize a padlock again !

Benefits & Features

- Made from tough durable stainless steel
- Tested to withstand severe shock and stress
- Automatically locks when door is closed
- Available for a variety of truck bodies including dry, insulated, or refrigerated
- Available for multiple door types, right or left hand hinge
- Master keys available by fleet and sub fleet
- Eliminates the need for a padlock. Cannot be lost, cut, or stolen like a padlock
- Uses a high security, restricted keyway. No one can duplicate the key except BABACO®



Combine with the TRUK-LOK I® or TRUK-LOK III® for the ultimate in door protection.


Every day we set out to prove our slogan to the world;

“The most trusted name in cargo security!”



201-804-6300
sales@babaco.com
www.babaco.com

Follow us:

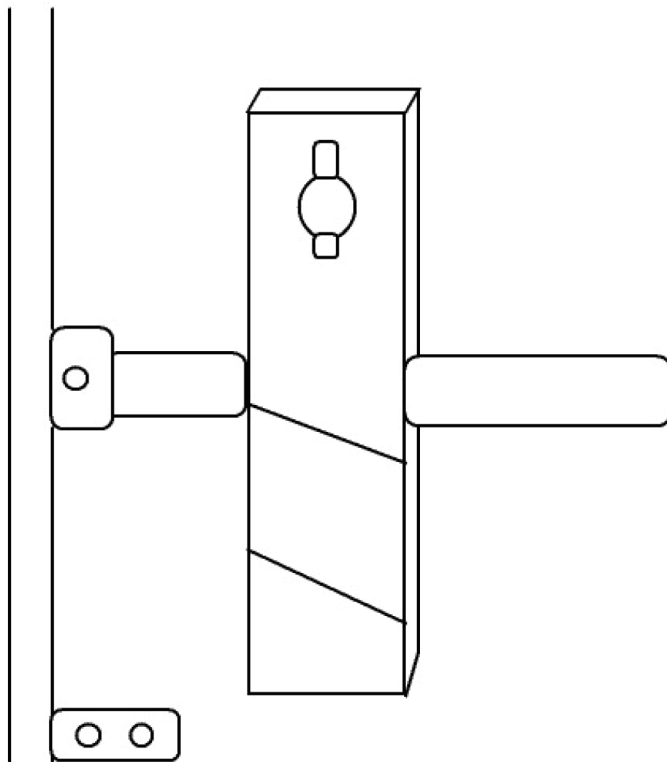


We design products
with YOU in mind.

497 WASHINGTON AVE,
CARLSTADT, NJ 07072

HOW TO INSTALL THE BABACO® TRUK-LOK V™

- Ensure that the door is fully closed.
- Remove the factory installed handle receiving bracket.
- Position the LB V lock with the Babaco® key in the cylinder against the closed door and place the factory handle in the assembly so that it is resting in the unengaged position.
- While holding the lock securely against the door, engage and disengage the handle. This will ensure that the lock is installed with proper alignment allowing the handle to move in and out of the assembly freely when the lock is not engaged.
- Once the lock is positioned properly, trace the 4 bolts to mark the mounting locations on the door and set the assembly aside.
- Using a 3/8" drill bit, drill the four mounting holes.
- Install assembly.
- Check alignment to ensure that the handle engages and disengages freely.
- Using the provided washers and nuts tighten securely.




Includes

- 1) Main Lock Chassis
- 2) 2 Keys
- 3) Install Guide
- 4) Babaco® TRUK-LOK V[®] Sticker
- 5) Assembly Hardware



201-804-6300
sales@babaco.com
www.babaco.com

Follow us:



**We design products
with YOU in mind.**

497 WASHINGTON AVE,
CARLSTADT NJ, 07072